



Racking for picking with gangways

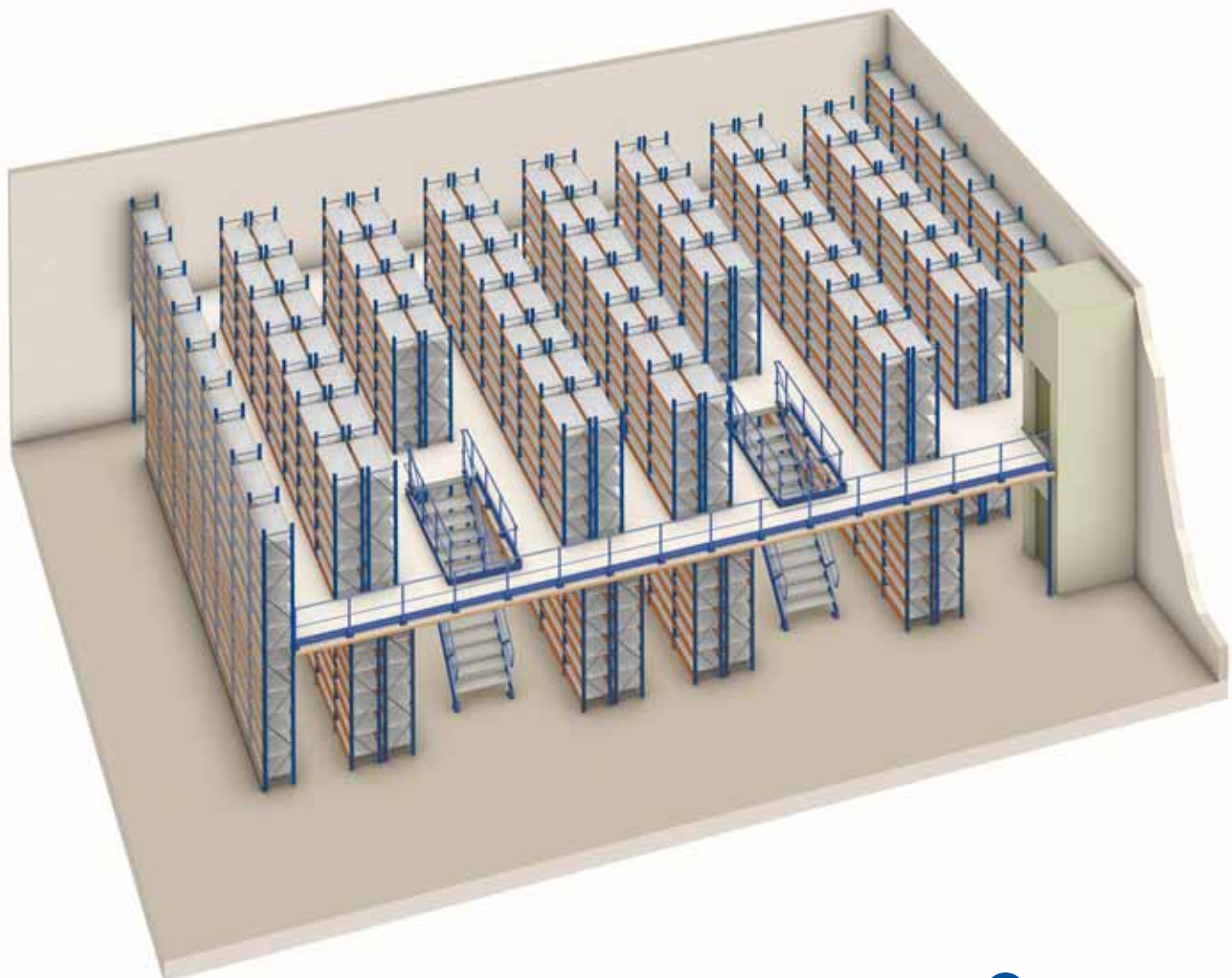
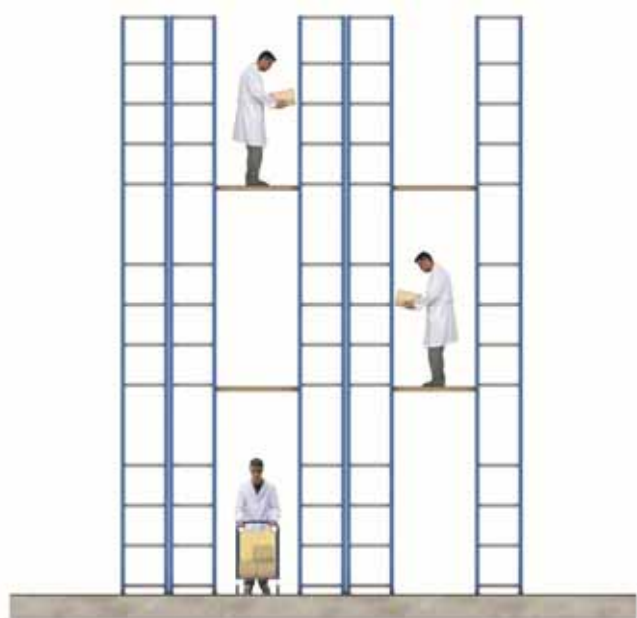


The importance of taking full advantage of the space of the warehouses requires solutions which make it possible to access the highest levels.

One of these solutions consists of installing high-bay racking with one or several levels of gangways or elevated aisles supported on the racking itself.

Access to the different levels of gangways is made by means of stairways located in suitable places, fitted in function of accessibility and safety.

As a complement to the stairways, freight lifts or scissor lifts can also be installed.



The areas of application for this type of racking are extremely varied:

- Warehouses for spare parts.
- Warehouses for industrial supplies and DIY products.
- Archives.
- Bookshops.
- Packaging warehouses.
- Warehouses for hanging garments.

To this end, and with basic racking for picking as a base, the different complements and accessories available can be added:

- Drawers and separators.
- Side meshes.
- Hangers.
- Cross-ties and reinforcements.

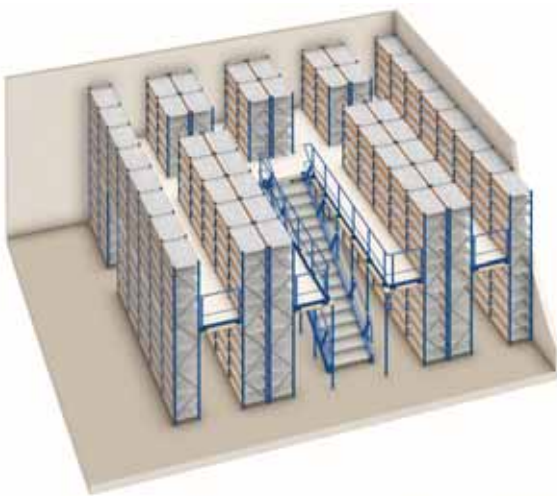




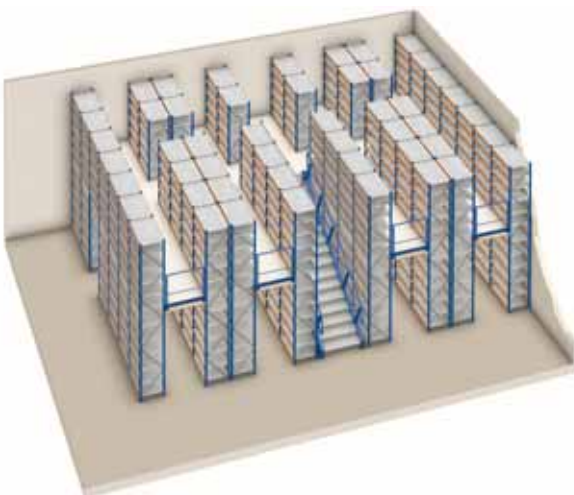
The different potential combinations make it possible to adapt to the characteristics of the warehouse, and to needs such as accessibility, safety and ergonomic work. There are several possibilities for the location of the access stairways: at the side, at the front, in the centre of the installation or between two racks as can be seen in these examples.

It is common practice to fit a platform or mezzanine at the front as a consolidation area or as a provisional deposit for the goods.

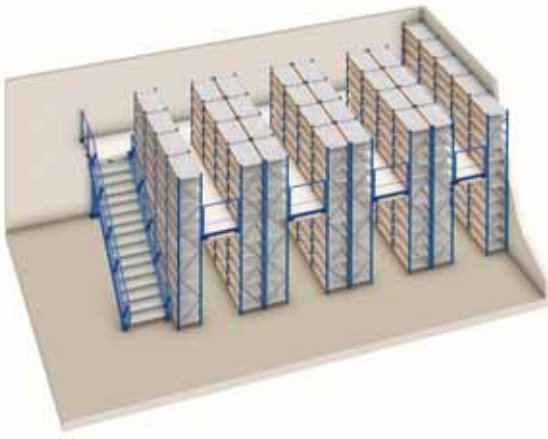
Front access in the centre of the installation



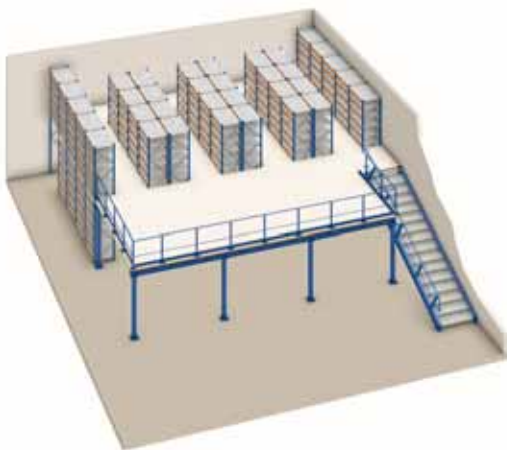
Front access between two racks



Side access




Side access with consolidation area for orders



Another very commonly-used combination involves building an open mezzanine in the upper part of the racking, either with one or two floors or more, as can be seen in these examples.

This upper part can be used to store more bulky products or as a working area.

Mezzanine in the upper floor

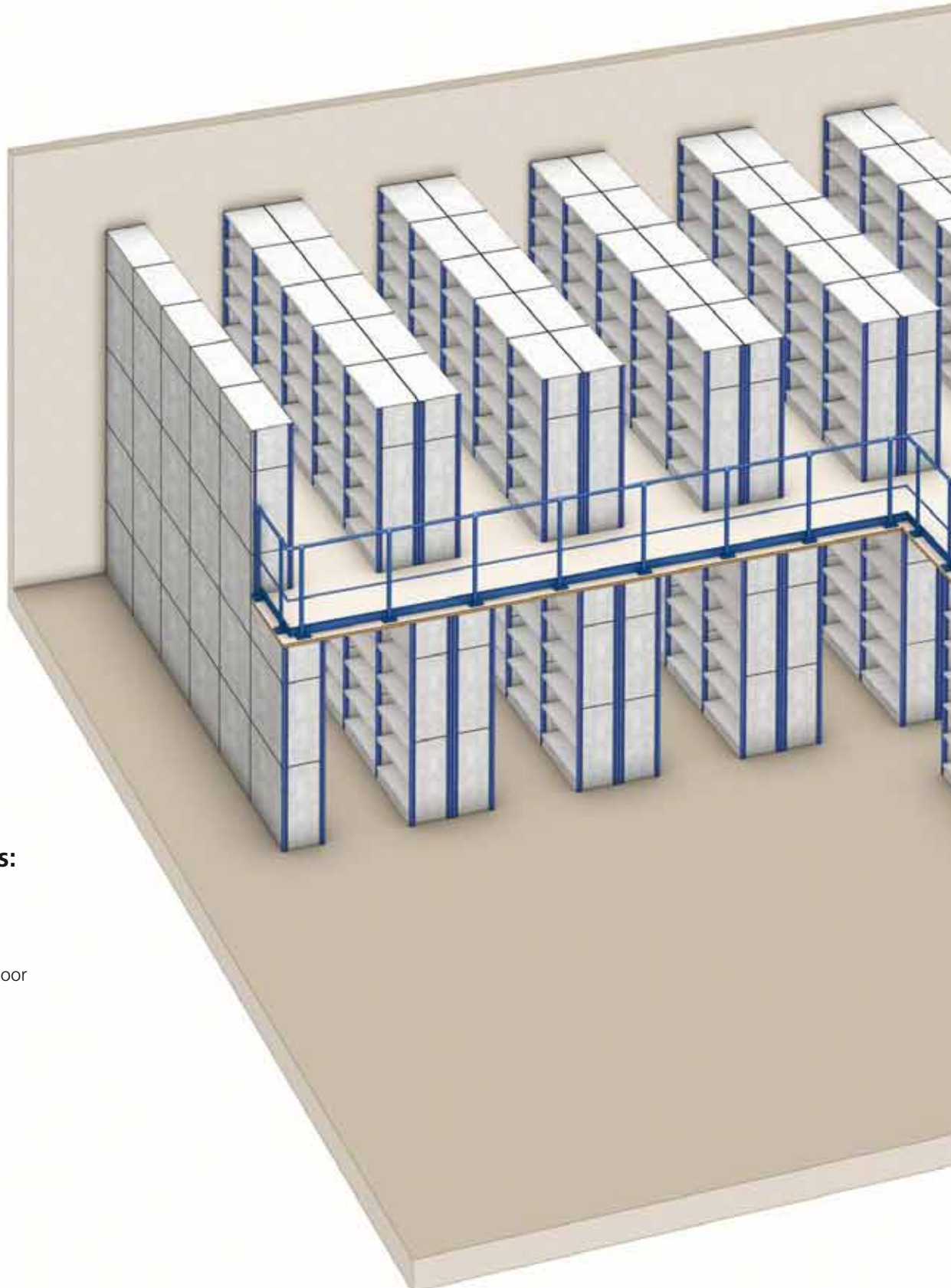




Mid-position gangways can be fitted in any of the existing models of racking.

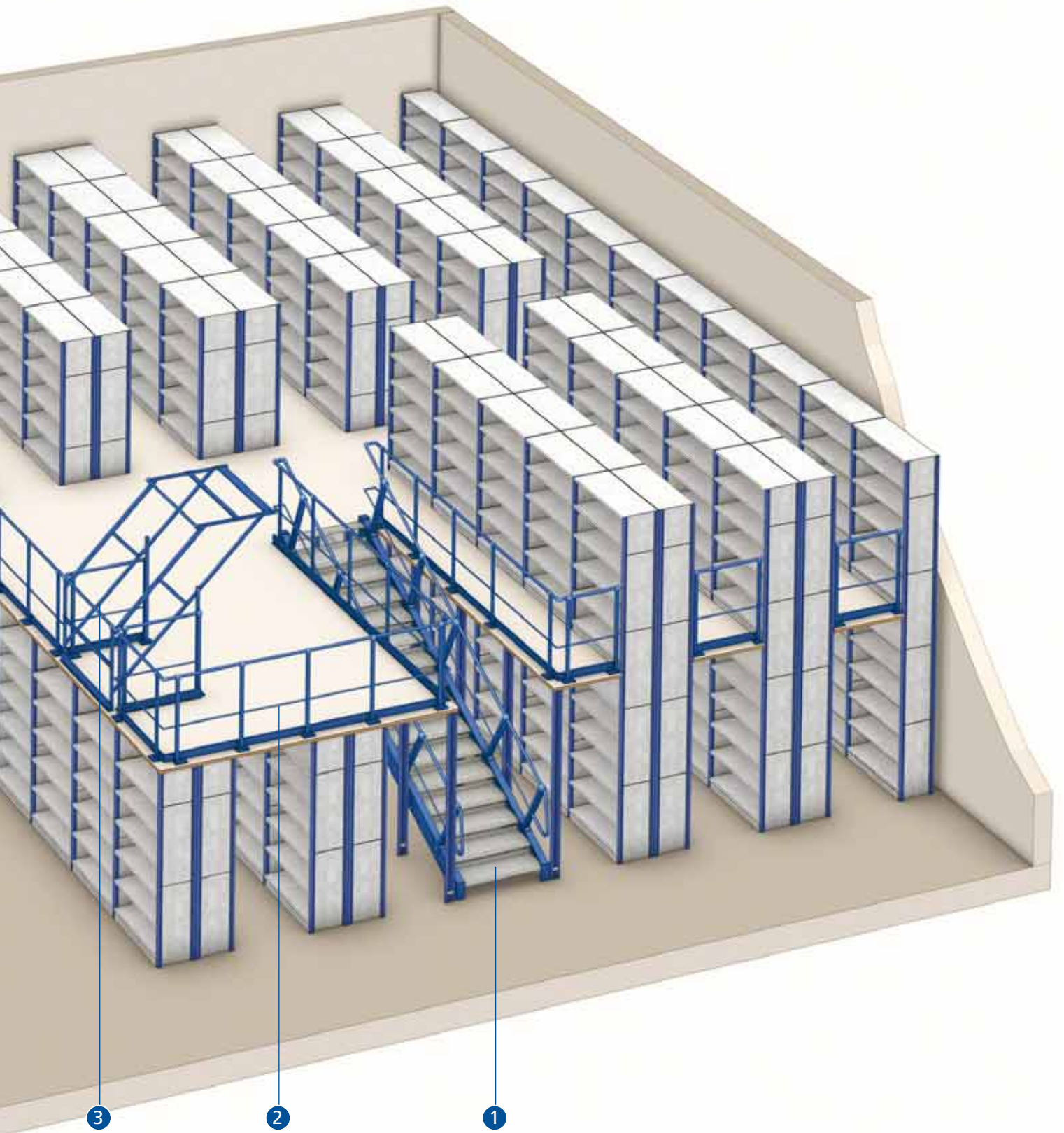
In the following examples, a single warehouse built with M3 and M7 racking can be seen.

M3 Racking



Complements:

- 1) Stairway
- 2) Handrail
- 3) Swinging safety door

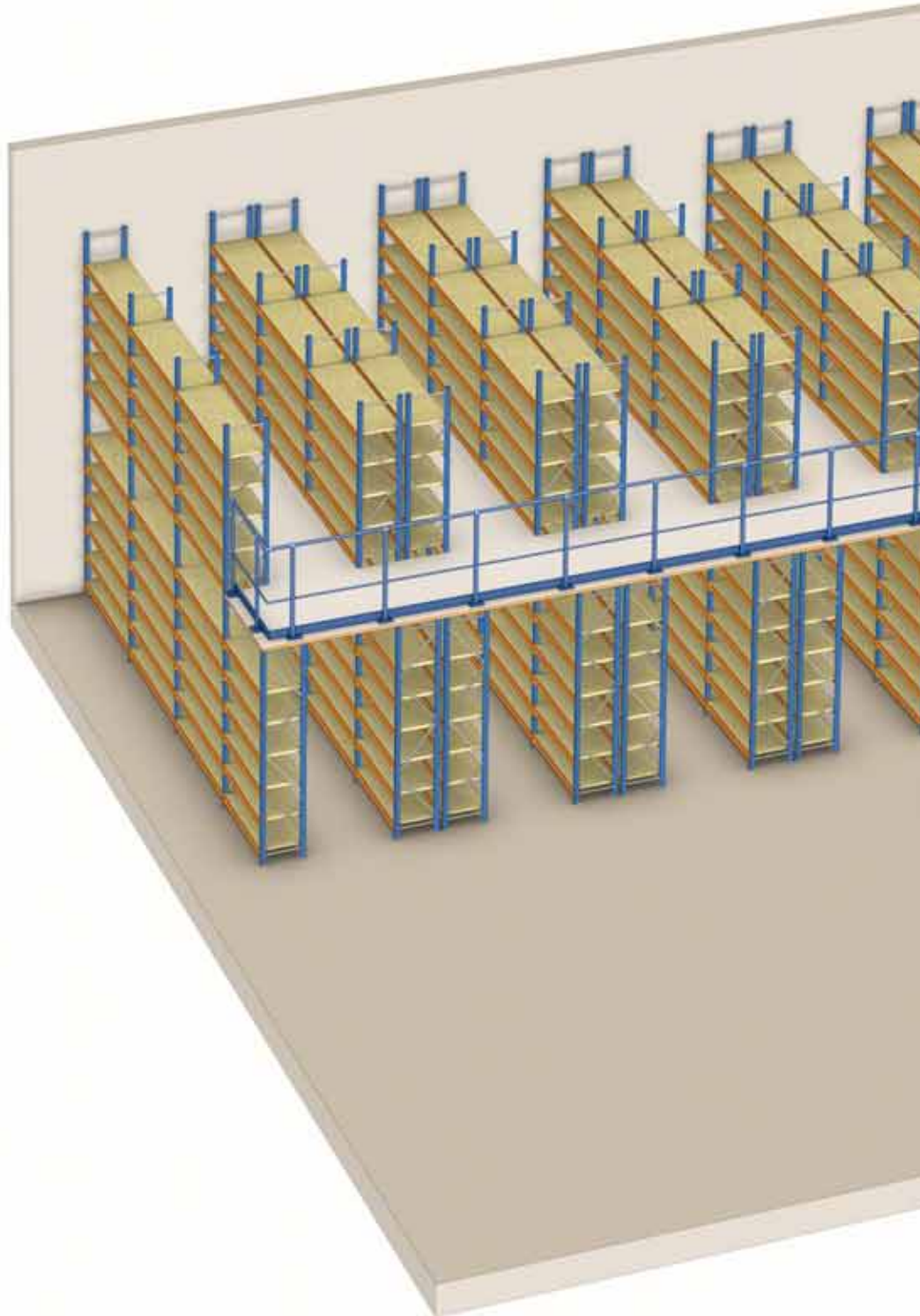


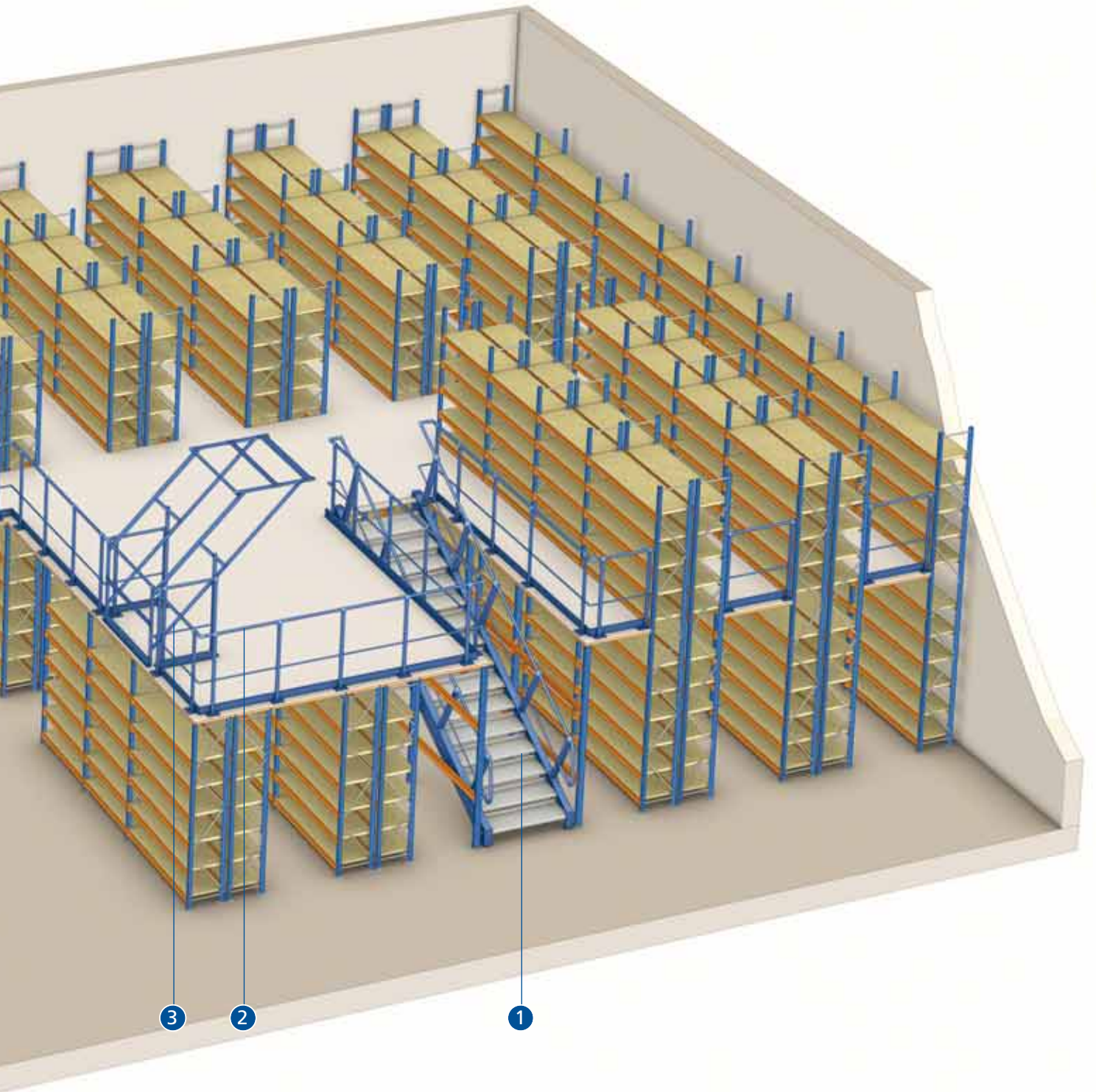
M7 racking

Similar to M3 racking, this system only varies in terms of the support profiles for the gangways and the specific construction system.


Complements:

- 1) Stairway
- 2) Handrail
- 3) Swinging safety door






Close-up of the profiles and flooring in the M3 system

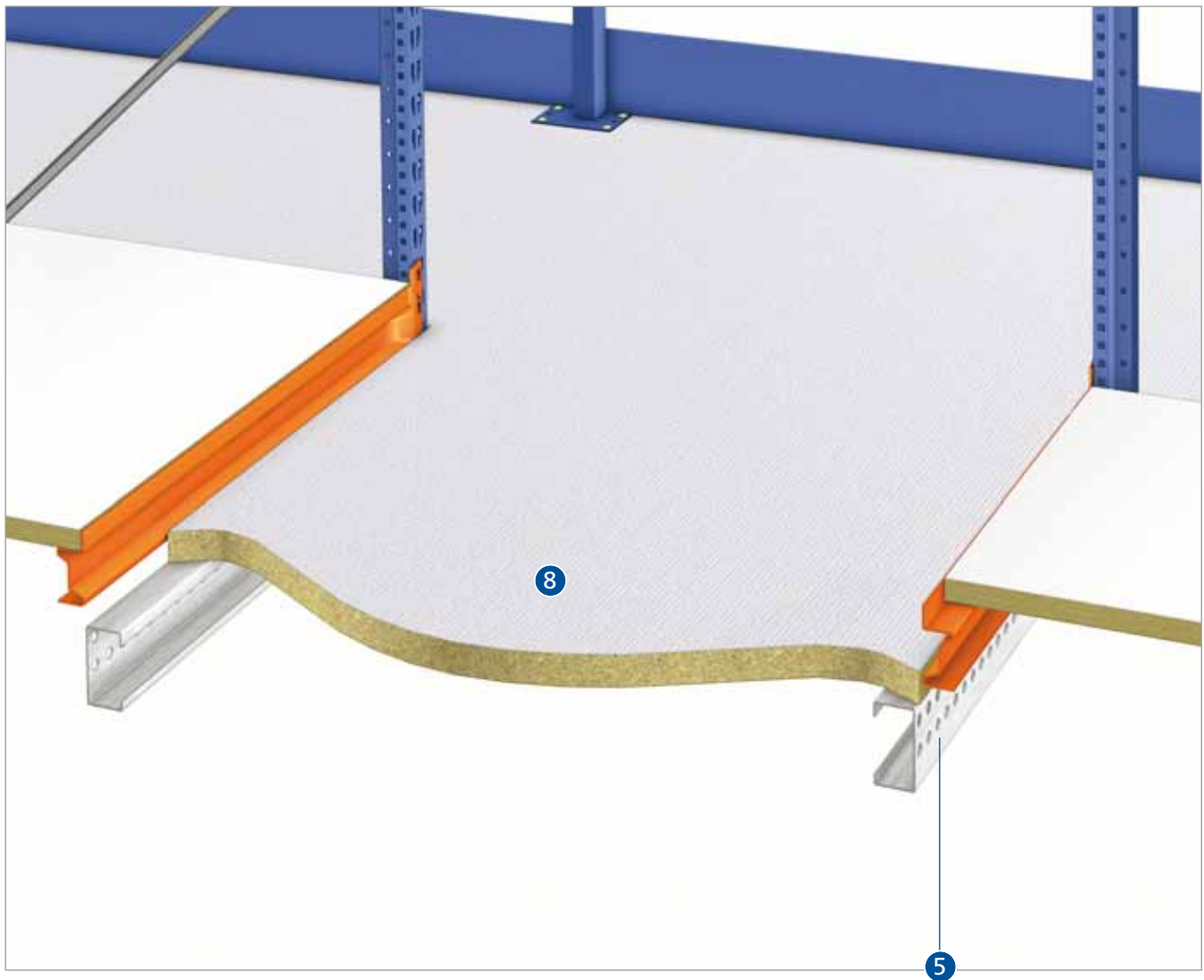


Complements:

- 1) M3 gangway profile
- 2) M3 gangway profile bracket
- 3) Metal floor
- 4) Wooden floor




Close-up of the profiles and flooring in the M7 system



Complements:

- 5) C-1020 profile
- 6) L7 gangway supports
- 7) Metal floor
- 8) Wooden floor



Different types of warehouse floor are available which adapt to the different needs in function of the load, the type of work, the circulation of forklift trucks, ventilation needs, etc.

Wooden floor

The flooring is formed by interconnected chipboards with an interlocking system which produces an extremely solid floor. Another type of wooden floor is made from high density fibres or with a fireproof treatment.



38 MA-ML wooden floor

38mm-thick chipboard with a rough anti-slip melamine finish on its upper part, giving the flooring a great resistance to abrasion. White melamine is used below to increase the level of luminosity in the warehouse.



Wooden floor plus metal sheeting


This flooring is installed when heavy carts or pallet trucks are moved over the floor and it is necessary to minimise the level of noise from such movements.




Metal floors

The metal floors have a high load capacity and the different models have a greater or lesser slotted or bored surface area in function of the needs of ventilation or water piping when fire-fighting systems are installed.


Slotted metal



Perforated metal



Striate metal



Grilled metal




The stairways designed by Mecalux are easy to assemble, resistant and adaptable to different heights (the same stairway can be used for several sizes by changing the angle of inclination). In addition, they meet the different building standards currently in force in Europe.

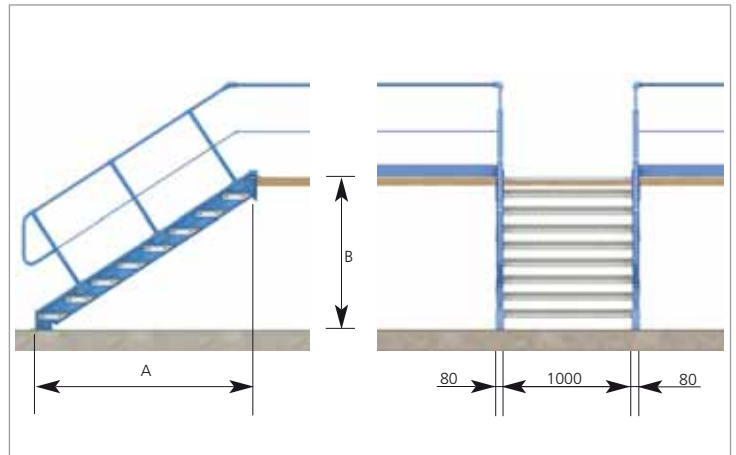
They are usually fitted with 8, 10, 12 or 15 steps in function of the height between the warehouse floor and mezzanine floor. A stairway with more than 15 steps requires a midlanding.

HEIGHTS AND GAUGES AVAILABLE				
NO. OF STEPS	SIZES (in mm)			
	A		B	
	Min.	Max.	Min.	Max.
8	2418	2585	1320	1665
10	2990	3200	1615	2030
12	3560	3810	1910	2400
15	4415	4730	2350	2960


Stairway with a landing at 180°



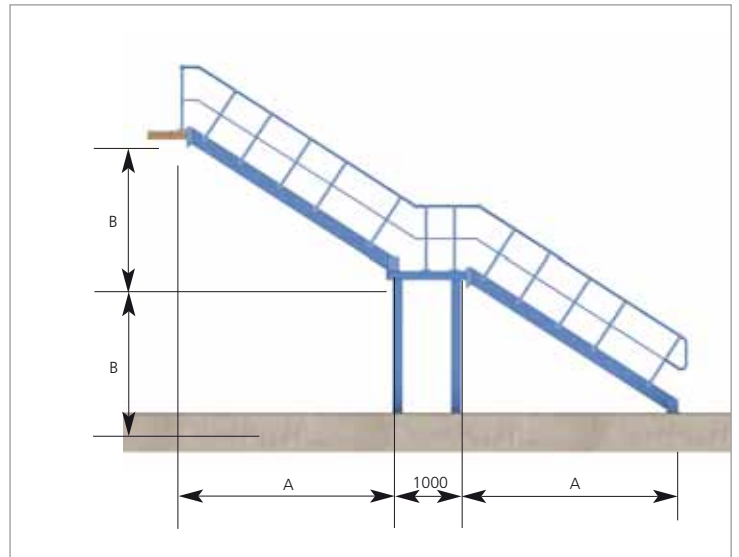
Stairway without a landing



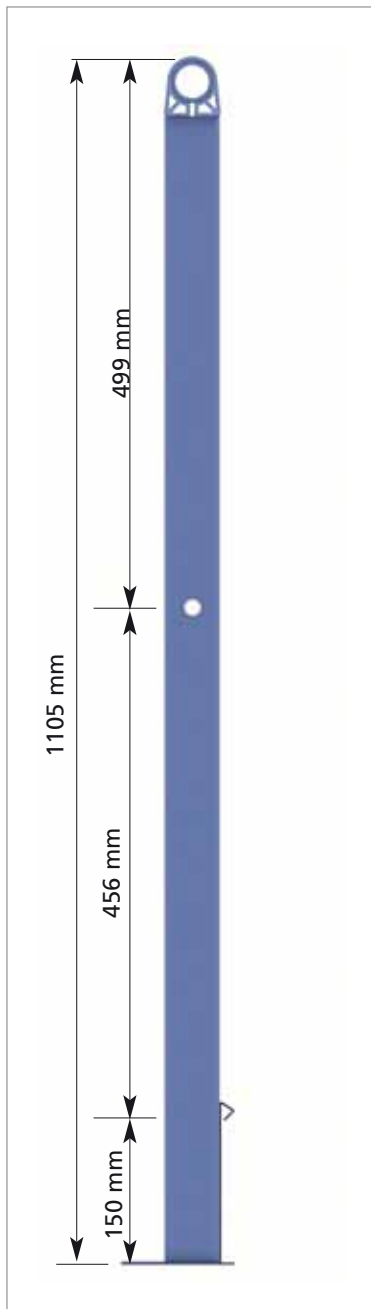
Stairway with a landing at 90°



Continuous stairway with a landing

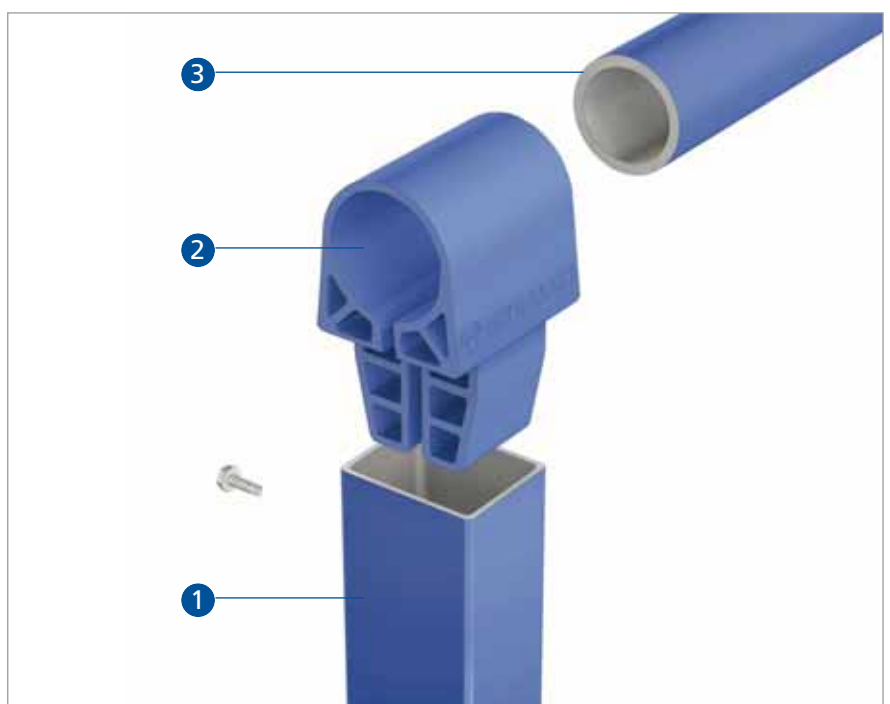
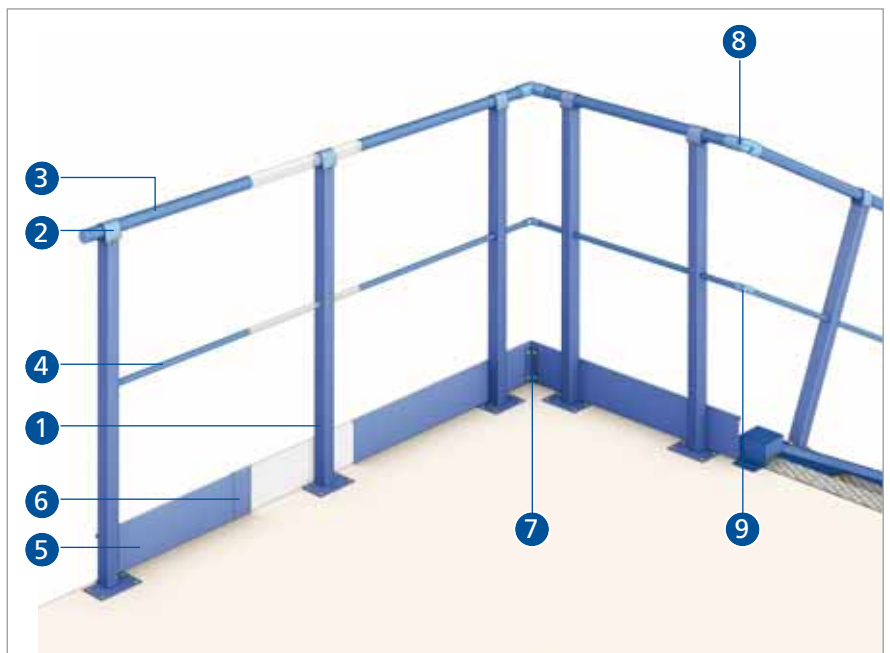






The protection railings are built using round and rectangular tubing connected together by means of clamped joints. In the lower part protection guards are fitted which prevent objects from falling off the mezzanine.

The railings of the high floors are connected to the railings of the stairways by means of knuckle joints which enable components to be fitted with different degrees of inclination. The components of the railings of the stairways have similar characteristics.



- 1) Railing upright
- 2) Railing handrail support
- 3) Railing handrail
- 4) Railing mid tube
- 5) Kick board (guard)
- 6) Kick board (guard) splice
- 7) Kick board (guard) splice bracket
- 8) Handrail knuckle joint
- 9) Mid tube knuckle joint



Swinging safety door

This is the best system in order to create a loading and unloading area for the goods handled by means of forklift trucks and pallet trucks. They have two positions depending on where access is made from. Entry to the area from both sides at the same time is not possible. The weight of the component is balanced so that it is easier to open or close.



Swinging doors

The doors open inwards, and come with a kick board below and a safety latch at the top.

They allow access to goods from the outside or can be used to mark off a working area.



Sliding doors


Sliding doors can be fitted which enable access to closed areas and allow goods to be entered, generally using mechanical devices, from the warehouse floor level.



Identification label

These plates enable the technical characteristics of the installation to be identified.

They are fitted in easily visible areas at the ends of the racks.





HEAD OFFICE - SPAIN - Silici, 1 - 08940 Cornellà de Llobregat - Barcelona
Tel. +34 932 616 913 – info@mecalux.com – www.mecalux.com

EUROPE

BELGIUM

Tel. +32 2 346 90 71
info@mecalux.be
www.mecalux.be

CZECHIA

Tel. +420 222 524 240
info@mecalux.cz
www.mecalux.cz

FRANCE

Tel. +33 01 60 11 92 92
info@mecalux.fr
www.mecalux.fr

GERMANY

Tel. +49 (0) 2133 5065 0
info@mecalux.de
www.mecalux.de

ITALY

Tel. +39 02 98836601
info@mecalux.it
www.mecalux.it

NETHERLANDS

info@mecalux.co.nl
www.mecalux.co.nl

POLAND

Tel. +48 32-331 69 66
info@mecalux.pl
www.mecalux.pl

PORTUGAL

Tel. +351 21 415 18 90
info@mecalux.pt
www.mecalux.pt

SLOVAKIA

Tel. + 421 220 545 117
info@mecalux.sk
www.mecalux.sk

TURKEY

Tel. +90 216 706 10 15
info@mecalux.com.tr
www.mecalux.com.tr

UNITED KINGDOM

Tel. +44 0121 3336 602
info@mecalux.co.uk
www.mecalux.co.uk

AMERICA

ARGENTINA

Tel. +54 (11) 4006-4444
info@mecalux.com.ar
www.mecalux.com.ar

BRAZIL

Tel. +55 19 3809-6800
info@mecalux.com.br
www.mecalux.com.br

CHILE

Tel. +56 (2) 2827 6000
info@mecalux.cl
www.mecalux.cl

COLOMBIA

Tel. +57 01 8000 423 553
info@mecalux.com.co
www.mecalux.com.co

MEXICO

Tel. +52 (664) 647 22 00
info@mecalux.com.mx
www.mecalux.com.mx

PERU

Tel. +51 (1) - 323 4646
info@mecalux.pe
www.mecalux.pe

URUGUAY

Tel. +598 2683-8879
info@mecalux.com.uy
www.mecalux.com.uy

USA

Tel. 1-877-632-2589
info@interlakemecalux.com
www.interlakemecalux.com

